

## Technical Data Sheet Composite 7002 Finishing Resin

### 1. Product and Storage Information

**Product Description:** A UV Curable Finishing Resin that is used for the construction of composite parts. For use with fiberglass, carbon fiber, kevlar, wood, metal, plastics. For structural and non-structural parts. Used for pigmented and/or gelcoat top surfaces. VOC free, cure on demand, can be applied in extreme humidity or temperatures.

Excellent wetting, adhesion, and intercoat build characteristics.

**Storage:** The product should be stored within the temperature range of 50°f to 90°f and in the original container. Do not return unused material into the original bottle.

### 2. Application




**Use suitable respiratory and PPE equipment**

**See Section 6 (Liability/Hazard Info) for more details**

## Technical Data Sheet Composite 7002 Finishing Resin

---




**Preparation Process:** Use 90-99% isopropyl alcohol (IPA) to prep before application of the coating.

**Prepare the surface to be coated by removing any dirt, debris, or contamination materials. Sand with 180-320 grit paper. Remove sanding dust.**

**Application Process: Shake or Stir well before use.** Apply in a well-ventilated area, use appropriate PPE (refer to SDS). Brush or roll onto substrate. Product can be applied at temperature ranges of between 60°F and 112°F as well as humidity between 20% and 97%. Product temperature should be at minimum 72°F. Substrate temperature should be at minimum 60°F. The remaining unused polymer should be stored in an opaque container and may be reused as long as the viscosity has not increased. Unused polymer should not be returned to the original container. The equipment can be cleaned with isopropyl alcohol or acetone.

**WARNING: material will start curing immediately when applied in direct or indirect sunlight.**



**Build Coats:**

1. Apply 1 to 5 mils per application.

\*Note: For vertical applications recommended coverage 1-1.5 mil.

2. Allow flow out to desired profile.

3. Cure for 2-4 min with UVA curing light or direct sunlight.

4. Allow 5 minute post cure before next coat.


For additional coats, sand with 220 grit, or finer, paper between coats. Use shop air and prep with IPA.

**Repeat steps 1-4 for additional coats to desired thickness**

## Technical Data Sheet Composite 7002 Finishing Resin

### 3. UV Through Cure Verification

Use this procedure to verify your UVA light is adequate to thoroughly cure the product.



1. Use a test article and apply a 3 mil coat.
2. Cure with UV light 2 minutes.
3. Let rest for 10 minutes.
4. Check for a tack free surface. If it's not tack free then it has insufficiently cured\*.
5. Take 220 grit sandpaper and sand completely through looking for dry powder all the way through. If you encounter gummy material or clogged sandpaper then it has insufficiently cured\*.

**\*An insufficient cure indicates that the UVA light is unable to cure the product.  
(This could be due to the distance or total output power of the light)**

### 4. Cleaning Process

Use isopropyl alcohol and/or acetone to clean tools and equipment. Cure excess or unwanted material on surfaces or filters with UV light.

### 5. Material Details

|                                 |  |
|---------------------------------|--|
| <b>Solid Content</b>            | <b>100%</b>                              |
| <b>Volatile Organic Content</b> | <b>0%</b>                                |
| <b>Coverage @ 1 mil</b>         | <b>1608 sq. ft./gal</b>                  |
| <b>ASTM G154</b>                | <b>Non-peeling<br/>Non-cracking</b>      |
| <b>90 Day Water Submersion</b>  | <b>Non-permeable<br/>0.1% Absorption</b> |

## Technical Data Sheet Composite 7002 Finishing Resin

---

### 6. Liability/Hazard Info

See SDS for complete information.

Although the product is VOC free it should be used in a well-ventilated area.

If skin contact occurs immediately wash with soap and water.

Harmful if swallowed.

Causes skin and eye irritation and may cause an allergic skin reaction.

**WARNING:** Exposing open containers or barrels of product to direct or indirect sunlight will result in a runaway exothermic reaction. Product is unstable until properly cured.

**Standard Disclaimer:** EXCEPT AS SPECIFIED ABOVE OR PROHIBITED BY APPLICABLE LAW. ALL EXPRESS OR IMPLIED CONDITIONS AND WARRANTIES, INCLUDING, WITHOUT LIMITATION, ANY IMPLIED WARRANTY OR CONDITION OF MERCHANTABILITY OR FITNESS FOR A PARTICULAR PURPOSE, OR ACCURACY OF ANY INFORMATIONAL CONTENT, ARE HEREBY EXCLUDED AND DISCLAIMED BY CLEAN ARMOR TECHNOLOGY, LLC; AND IN NO EVENT WILL CLEAN ARMOR TECHNOLOGY, LLC BE LIABLE FOR ANY SPECIAL, DIRECT, INDIRECT, CONSEQUENTIAL, INCIDENTAL, OR PUNITIVE DAMAGES HOWSOEVER ARISING AND REGARDLESS OF THE THEORY OF LIABILITY, EVEN IF ADVISED OF THE POSSIBILITY OF SUCH DAMAGES. PRODUCTS, PRICES, AVAILABILITY, SPECIFICATIONS, AND OFFERS ARE SUBJECT TO CHANGE OR CANCELLATION AT ANY TIME WITHOUT NOTICE.

**Personal Protective Equipment: Eye/face protection:** Face shield and safety glasses Use equipment for eye protection tested and approved under appropriate government standards such as NIOSH (US) or EN 166(EU).

**Skin protection:** Handle with gloves. Gloves must be inspected prior to use. Use proper glove removal technique (without touching gloves outer surface) to avoid skin contact with this product. Dispose of contaminated gloves after use in accordance with applicable laws and good laboratory practices. Wash and dry hands.

**Body Protection:** Use full paint suit with hood, The type of protective equipment must be selected according to the concentration and amount of the dangerous substance at the specific workplace.

## Technical Data Sheet Composite 7002 Finishing Resin

---

**Respiratory protection:** Where risk assessment shows air-purifying respirators are appropriate use a full-face respirator with multi-purpose combination (US) or type ABEK (EN 14387) respirator cartridges as a backup to engineering controls. If the respirator is the sole means of protection, use a full-face supplied air respirator. Use respirators and components tested and approved under appropriate government standards such as NIOSH (US) or CEN (EU).

**Control of environmental exposure:** Do not let product enter drains.